

H. Care, Maintenance, Storage and Transport:



WARNING!

Please follow these instructions to avoid risk of electric shock and/or short circuit.

- The product is self-service, i.e. users do not require assistance to recharge their device.
- Always disconnect from the main power outlet first.
- Do not clean the product until the unit is unplugged from the main power outlet. Once unplugged, clean using a dry or slightly damp cloth. Avoid using cleaning products and do not allow liquid to enter the device.
- Do not install in a location where a person could potentially trip on the power cord or the product.
- During care, maintenance, storage and/or transport, avoid places that are wet, humid or have a high temperature.
- Carefully read and abide by the Safety Instructions for care, maintenance, storage and transport.
- We recommend using the original packaging for transportation to protect the product from dust and humidity.

I. Warranty and Liability:

- We grant a conditional 12 months warranty for this kit and 6 months for the consumable parts such as charging cables from the date of purchase. An extended warranty may also be purchased.
- The Warranty does not cover accidental damage or vandalism caused to the product.
- If any fault or damage is detected on your device, please contact us for troubleshooting. If the issue cannot be resolved remotely, we may request the product be shipped to our office, at the customer's expense, to verify the fault or damage, along with a copy of the original purchase invoice.
- We are not liable for damage to persons or property caused by improper installation or operation not described in this guide. Any alteration and/or modification of the product or its accessories immediately voids the warranty.
- Any use other than described in this user manual is not permitted, And causes loss of warranty, loss of guarantee, and non-liability.
- We reserve our right for misprints and changes of the device, packing or user manual.

J. Note on Waste Disposal:



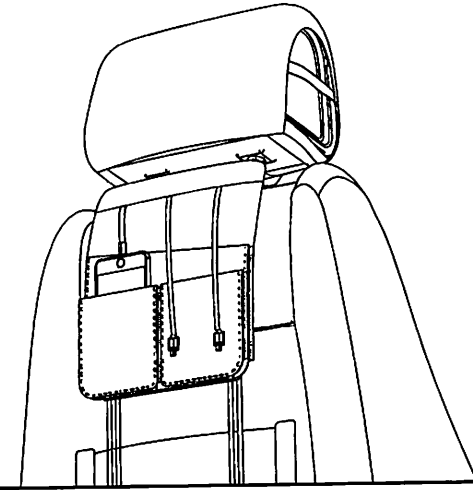
In according to the European WEEE directive, electrical and electronic equipment must not be disposed with consumers waste. The consumer is committed by law to deposit electrical and electronic devices to public collecting for free. Particulars are regulated in national right.

The symbol on the product, in the manual or at the packaging alludes to these terms. With this kind of application of used devices you achieve an important share to environmental protection.



ATTENTION!

Please read the user manual completely and carefully. It is part of the product and includes important information for proper installation and use. Keep this guide to have it available, when there are uncertainties, or the product will be passed on.



Seatback Charger

Model: UC-01-M

A. Description and Function:

This Seatback Charger is designed and made for Taxi cabs and UBER/Lyft drivers to provide charging service for their passengers.

B. Intended Use:



This product is for inside vehicle use only in a dry area. Do not position in any location near water. Positioning this product outside, or inside in a location near water may cause damage or injury to persons or property. Please ensure you carefully read and abide by the 'Safety Instructions'.

C. Safety Instructions:



ATTENTION!

We recommend a skilled electrician is used to assemble and disassemble the housing of the product to avoid risk of electric shock or electrical damage to the product.


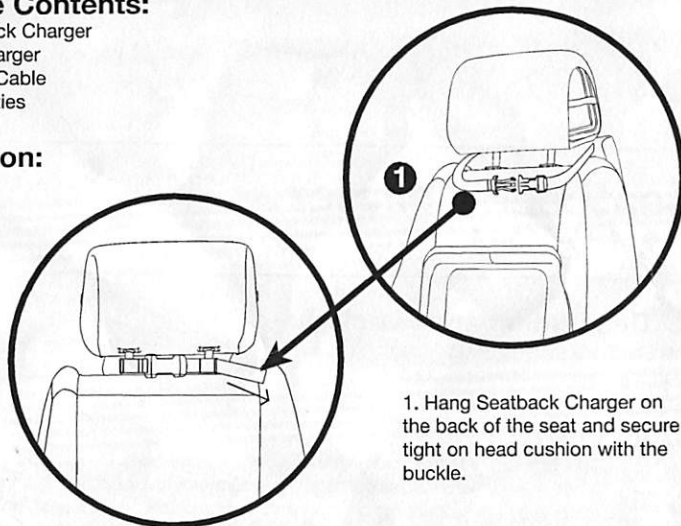
- This product is not a toy and should not be used by children at any time. It contains small parts which can be swallowed and cause serious injury.
- Ensure the product is assembled and installed in a way that prevents a person tripping over the power cable or the unit falling from its location.
- Please ensure the packing materials are disposed off completely to prevent injury to children (such as box cuts or swallowing insulation materials).

- Do not install in an area with high temperature, high humidity or areas where the charging station may come into contact with water.
- Do not install near air conditioners, or in areas with excessive dust, smoke or vibration.
- Do not modify or alter the product in any way. Any unauthorized modification or alteration will immediately void the Warranty.
- Do not use the product, or any parts, if they are damaged.
- All cables and adaptors should be connected and disconnected slowly and carefully.
- Ensure suitable packaging for transport of the product based on its 'Specifications'.

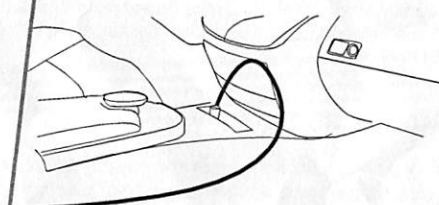
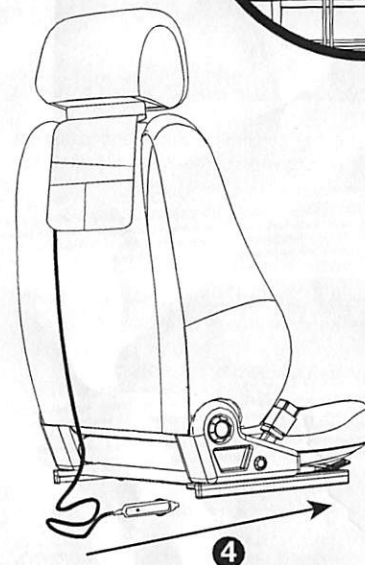
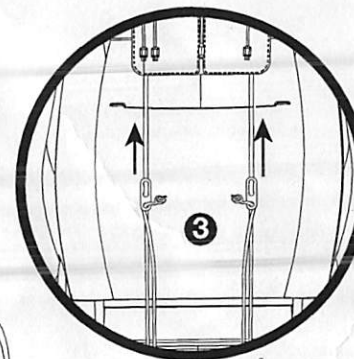
D. Package Contents:

- 1 pc Seatback Charger
- 1 pc Car Charger
- 1 pc Power Cable
- 1 set Cable ties

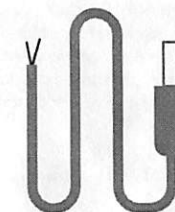
E. Installation:



2



Power Cable for connecting to car internal power.



G. Specifications :

Model	UC-01-M
Input	12V/3A
USB Output	3 x 5V/2.1A

3