


# SERIES 2000™ NOTE VALIDATOR MODEL VN2700 CONFIGURATION COUPON | UNITED STATES - USD




 This document is used with Series 2000 note validator model VN2700 and the Series 2000 installation guide. Copy or print this page on a standard, carbon-based, black-and-white copier/printer. Copy or print on U.S. letter size (8.5 in x 11 in / 215.9 mm x 279.4 mm) paper at 100% scale for the coupon to properly function. When using a different paper size, make sure the coupon copies or prints at the dimensions provided below for it to properly function.

To prepare the configuration coupon:

- Carefully cut out the coupon. The coupon should be the same size as a US note when complete.
- Use the table below as a guide for filling out the configuration coupon. Use an HB or No.2 pencil to fill out each line of the coupon. Only fill 1 block on each line and completely fill each block as dark as possible. Do not make marks outside of the blocks or on the back of the coupon.

Section	Select Preference for:	Description																		
1	Number of Bill Ways Accepted	Select 1 of the following: <ul style="list-style-type: none"> <li>1 – Accept bills face up in 1 direction (green seal first).</li> <li>2 – Accept bills face up in either direction.</li> <li>4 – Accept bills face up or down in either direction.</li> </ul>																		
2	Bill Denomination	Select 1 level for each denomination accepted. <ul style="list-style-type: none"> <li>High Accept – for maximum bill acceptance.</li> <li>High Security – for a higher level of discrimination.</li> <li>OFF – to reject bills of that denomination.</li> </ul> Fill in <b>Denom</b> to enable the denomination lights to operate. Leave blank for denomination lights to remain off. If you desire color blending, do not fill in any other box. Refer to the table below for color combinations and fill in the appropriate box(es).																		
3	High Visibility Bezel (HVB) Options	<table border="1"> <thead> <tr> <th>Boxes</th> <th>Resulting Colors on Bezel</th> </tr> </thead> <tbody> <tr> <td>None (no colors filled in)</td> <td>Blend of all available colors</td> </tr> <tr> <td>Blue only</td> <td>Blue</td> </tr> <tr> <td>Green only</td> <td>Green</td> </tr> <tr> <td>Green and Blue</td> <td>Cyan</td> </tr> <tr> <td>Red only</td> <td>Red</td> </tr> <tr> <td>Red and Blue</td> <td>Magenta</td> </tr> <tr> <td>Red and Green</td> <td>Yellow</td> </tr> <tr> <td>Red, Green, and Blue</td> <td>White</td> </tr> </tbody> </table>	Boxes	Resulting Colors on Bezel	None (no colors filled in)	Blend of all available colors	Blue only	Blue	Green only	Green	Green and Blue	Cyan	Red only	Red	Red and Blue	Magenta	Red and Green	Yellow	Red, Green, and Blue	White
Boxes	Resulting Colors on Bezel																			
None (no colors filled in)	Blend of all available colors																			
Blue only	Blue																			
Green only	Green																			
Green and Blue	Cyan																			
Red only	Red																			
Red and Blue	Magenta																			
Red and Green	Yellow																			
Red, Green, and Blue	White																			
4	Bezel Lights On/Flashing	Select 1 of the following: <ul style="list-style-type: none"> <li>On – Bezel lights are always on.</li> <li>F (Flashing) – Bezel lights are flashing to attract attention. (Neither selection is available for 12V battery models.)</li> </ul>																		

6.14 in (156 mm)



2.60 in (66 mm)

INSERT THIS END FIRST

USE #2 PENCIL. PHOTOCOPIES CAN BE USED.

COMPLETE SECTIONS 1-4 ONLY

1

NUMBER OF BILL WAYS ACCEPTED

1

2

4

2

HIGH SECURITY

OFF

OFF

OFF

OFF

OFF

3

HVB OPTIONS

DENOM RED

GREEN BLUE

4

BEZEL LIGHTS ON/FLASHING

On

F

7


1

2

5

6

250057385 MODEL VN2700(R)



Carefully cut on the dotted line. The coupon should be the same size as a US note when complete.