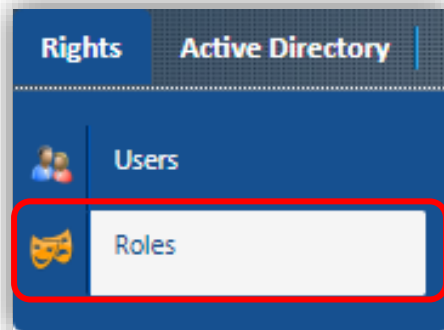


MODIFYING SERVICE REQUESTERS FIELD ACCESSIBILITY

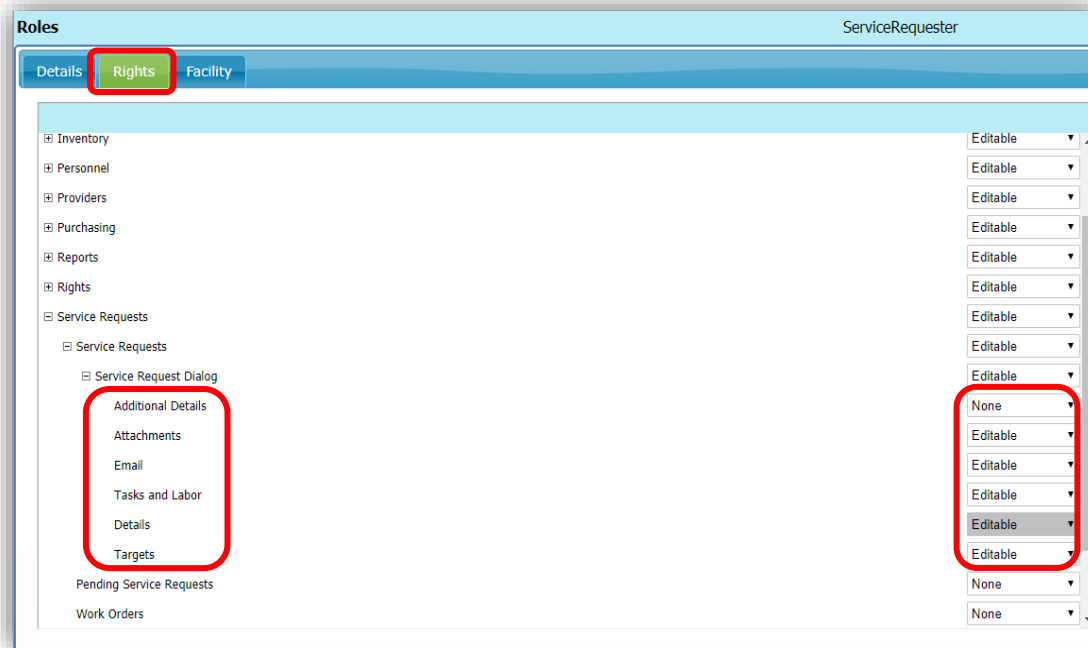
1. Log into Proteus MMX as Administrator.
2. Go to the **Rights** module drop-down field and click **Roles**.



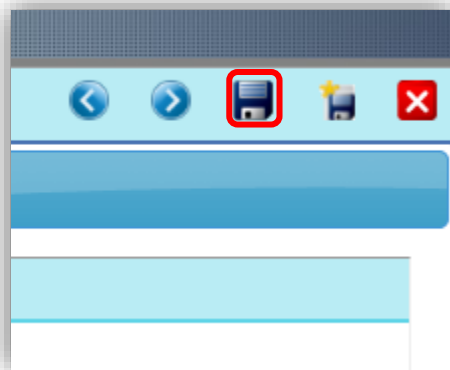
3. Select the *Service Requester* role and click the **Edit** icon.



4. Select the **Rights** tab and scroll down to *Service Requests*, select **Service Requests** and expand **Service Request Dialog**. Select the drop-down for any of the fields and select **None**, **Editable** or **Visible**.



5. Once you have made your changes, select the **Save** icon.



NOTE: The steps demonstrated in this guide can be applied to any role's accessibility for various rights.