

Mutual Fund Quote Pages: A Comparison Guide

Between the previous version and the new March 2018 version

Feature

Old Fund Quote Pages

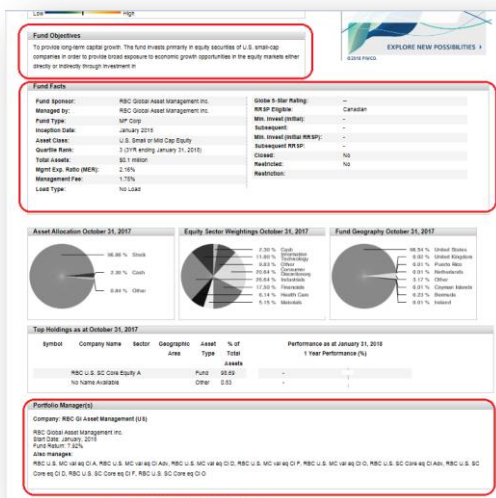
Fund-Quote data

Delayed data – last trading day's closing prices.
Data provided by Lipper Thomson Reuters

Data points include latest price, 1 day change, YTD change, Returns as at the end of the last month (updated on the 6th business day of each month). Risk measures noted are best/worth 12 months (since inception) and volatility meter (based on 2 year standard deviation).



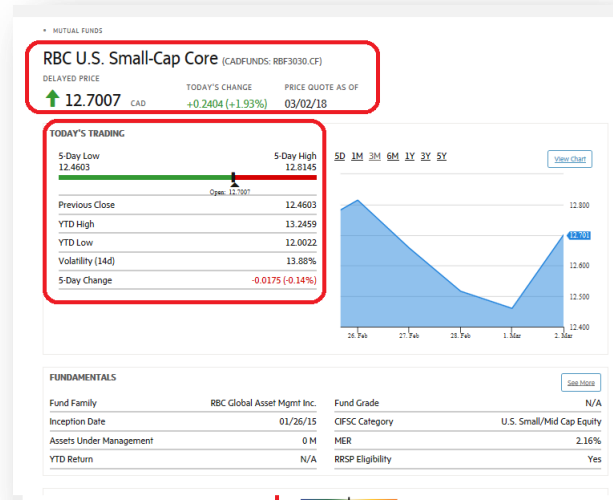
Fund Objectives Fund Facts and Portfolio Management information in separate sections on page. Information includes: Fund sponsor and manager, fund type, inception date, asset class, quartile rank, total assets, MER, management fee, load type, **Globe 5-Star Rating**, RRSP eligibility, Minimum initial investment, Minimum RRSP investment.



New Fund Quote Pages

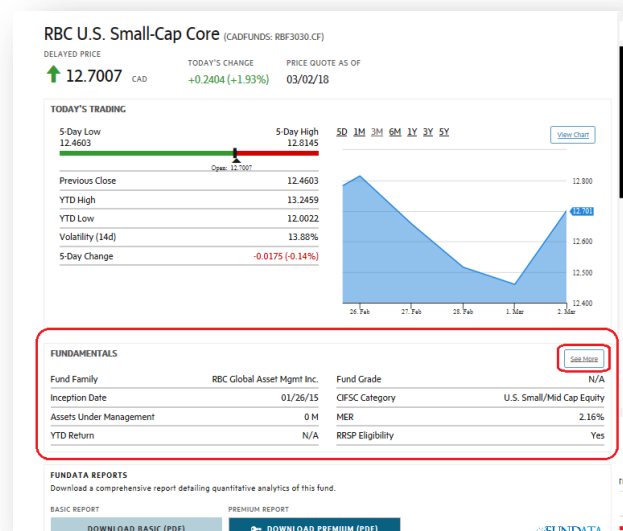
Delayed data – last day's closing prices.
Data provided by Fundata

Data points include latest price, today's change, 5 day high/low, previous close, Risk measures noted are YTD high, YTD low, Volatility (14d), 5 day change.



Fundamentals include: Fund family, inception date, assets under management, YTD Return, Fund Grade, CIFSC Category, MER, RRSP eligibility.

**Globe 5-Star Rating has been discontinued*

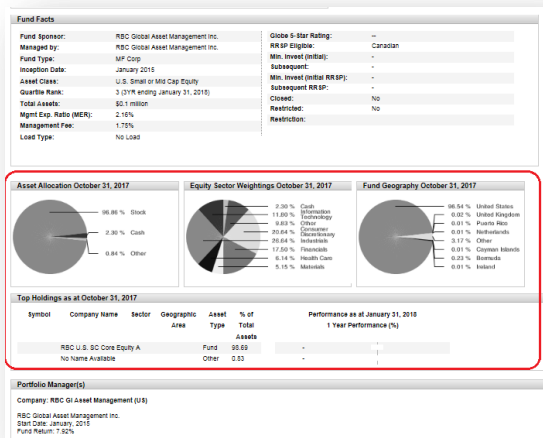


The Globe and Mail's Mutual Fund Quotes page

Click "See more" for further details including: Description, underlying index, IS load, management fee, RRSP Initial Min, Currency, distribution frequency, 52 week range, YTD return %, 1, 3 and 5- year return.



Asset allocation, equity sector weightings, fund geography shown in pie charts and top holdings listed below.



Asset allocation, sector allocation and geographic allocation are located in .pdf **Fundata Reports** accessible by clicking the appropriate button. (Basic for non-subscribers, Premium for subscribers).

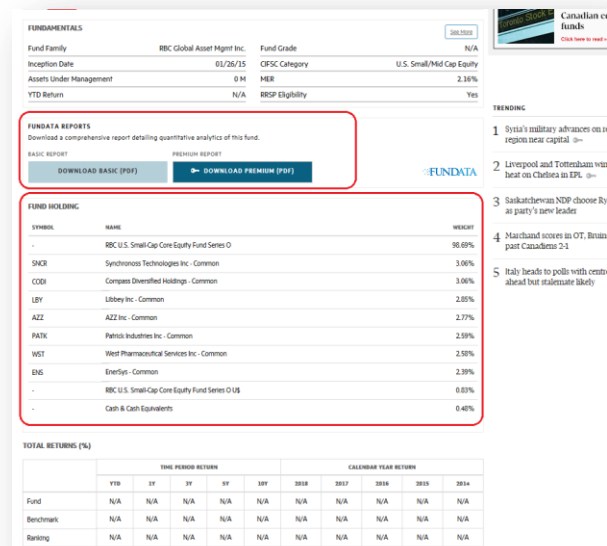
Sample of Basic Fundata Report (.pdf):

<http://gm.fundataapi.com/Get.aspx?GUID=78F2EEBC-1239-4347-92FC-C766F796A988>

Sample of Premium Fundata Report (.pdf):

<http://gm.fundataapi.com/Get.aspx?GUID=57C5F647-11E0-481A-A8D8-C28FE59B6136>

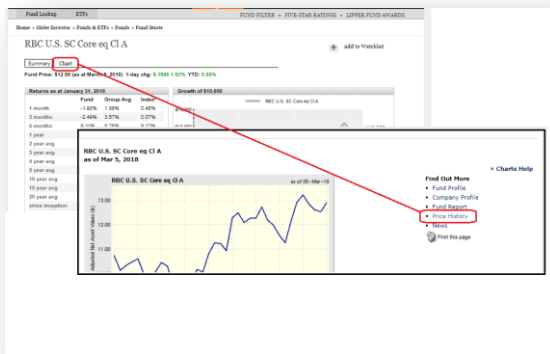
Top holdings listed below Fundata Reports.



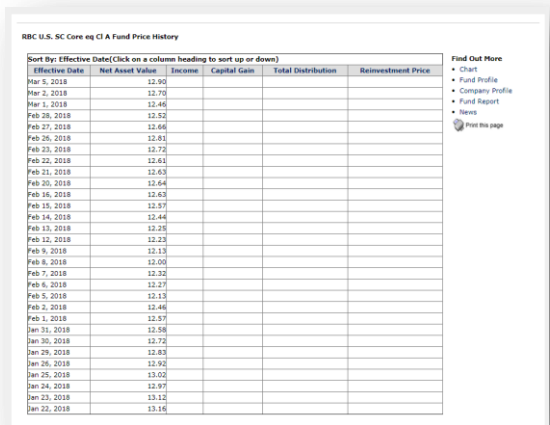
The Globe and Mail's Mutual Fund Quotes page

Price History

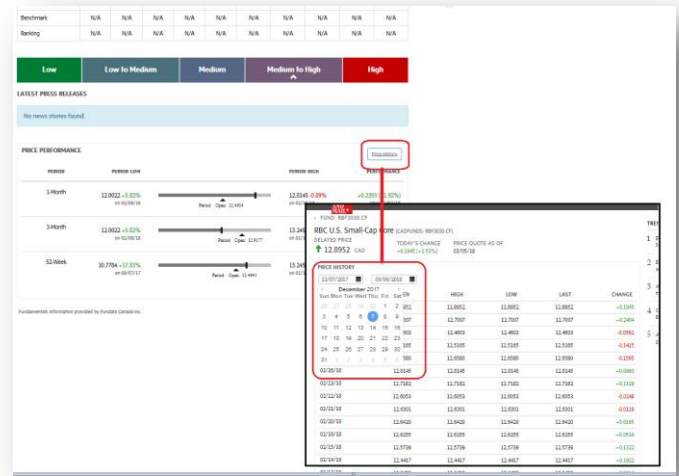
To access **price history**, click the Charts tab then click Price History:



30 Day price history is available:

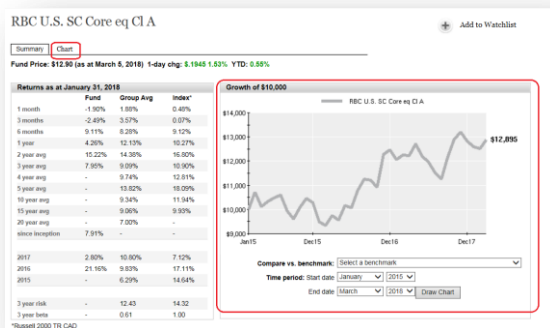


Price History is located in Price Performance. Click the Price History Button to access **price history** page where you can use a drop-down calendar to view fund pricing for any **date range since inception**.



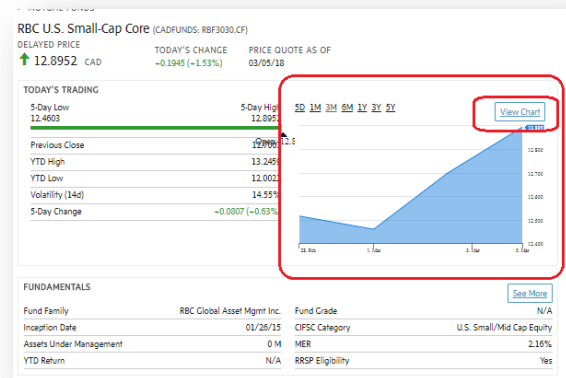
Charting

Small Growth of 10,000 chart on homepage allows for comparison to a benchmark and time frame



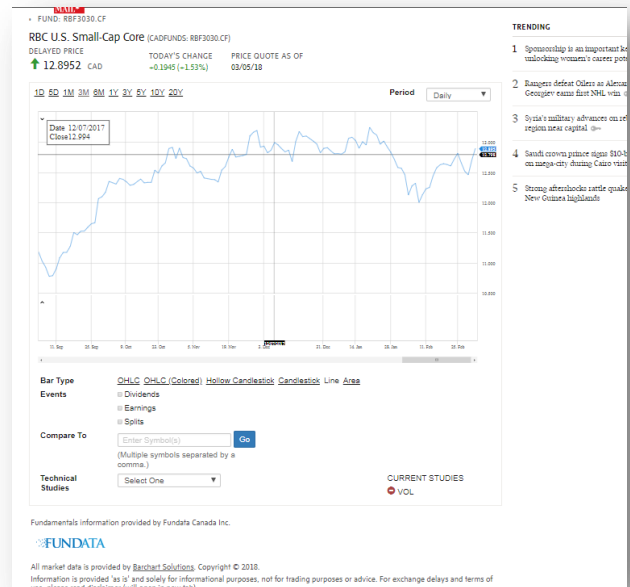
For larger chart, click the Chart tab in the top left corner. Large chart allows comparison with a benchmark, selection of a timeframe and display of moving averages.

Small Chart on homepage allows time frame selection of 5d, 1m, 3m, 6m, 1y, 3y, and 5y. No other interactive features. **For Interactive Chart (subscribers only)** click the "View Chart" button.



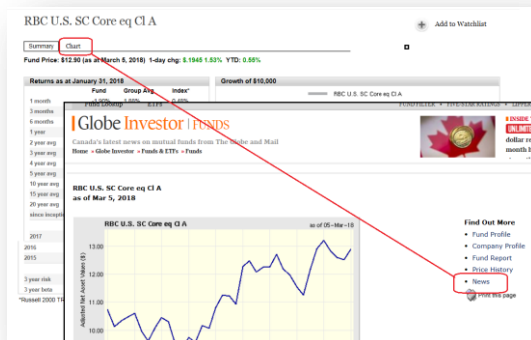
The Globe and Mail's Mutual Fund Quotes page

Large interactive chart (subscribers only) offers timeframe selection, bar type, events (dividends, earnings etc) the ability to compare to a stock, and numerous technical studies.



News

To access News click Charts, then click News on the charts page.



News is on the main page under "Latest Press Releases"

FUND HOLDING		
SYMBOL	NAME	WEIGHT
-	RBC U.S. Small-Cap Core Equity Fund Series O	98.69%
SNCR	Synchronoss Technologies Inc - Common	3.06%
COOI	Compass Diversified Holdings - Common	3.06%
LBV	Libbey Inc - Common	2.85%
AZZ	AZZ Inc - Common	2.77%
PATK	Patrick Industries Inc - Common	2.59%
WST	West Pharmaceutical Services Inc - Common	2.58%
ENS	EnerSys - Common	2.39%
-	RBC U.S. Small-Cap Core Equity Fund Series O US	0.83%
-	Cash & Cash Equivalents	0.48%

TOTAL RETURNS (%)									
	TIME PERIOD RETURN					CALENDAR YEAR RETURN			
	YTD	1Y	3Y	5Y	10Y	2018	2017	2016	2015
Fund	N/A	N/A	N/A	N/A	N/A	N/A	N/A	N/A	N/A
Benchmark	N/A	N/A	N/A	N/A	N/A	N/A	N/A	N/A	N/A
Ranking	N/A	N/A	N/A	N/A	N/A	N/A	N/A	N/A	N/A

Low	Low to Medium	Medium	Medium to High	High
-----	---------------	--------	----------------	------

LATEST PRESS RELEASES	
No news stories found.	

PRICE PERFORMANCE				Price History
PERIOD	PERIOD LOW		PERIOD HIGH	PERFORMANCE
1-Month	12.0022 -7.44% on 02/08/18	Period ↑ Open: 12.1253	12.8952 unch on 03/05/18	-0.7599 (-6.35%) since 02/05/18
3-Month	12.0022 -7.44% on 02/08/18	Period ↑ Open: 12.8242	13.2459 2.65% on 01/19/18	-0.0710 (-0.55%) since 12/05/17
52-Week	10.7784 -19.64% on 08/07/17	Period ↑ Open: 12.4105	13.2459 2.65% on 01/19/18	-0.4047 (-3.91%) since 03/03/17

The Globe and Mail's Mutual Fund Quotes page