

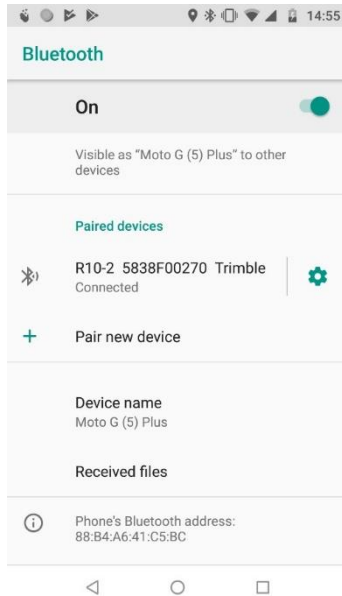
## How to connect K-Mobile X to R10 GNSS receiver

### Pre-requisites:

Valid VRSNow subscription, and K-Mobile X and Trimble Mobile Manager installed on phone.

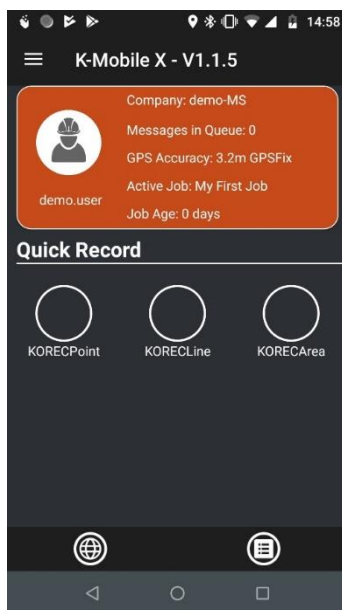
Turn on the R10

Switch on Bluetooth on the phone




Pair the R10 with the phone by tapping “Pair new device”, choosing the device name, and following the on-screen prompts. Once paired, tap to connect with the receiver.

Close the Bluetooth settings menu and open K-Mobile X. Login using Company and User.

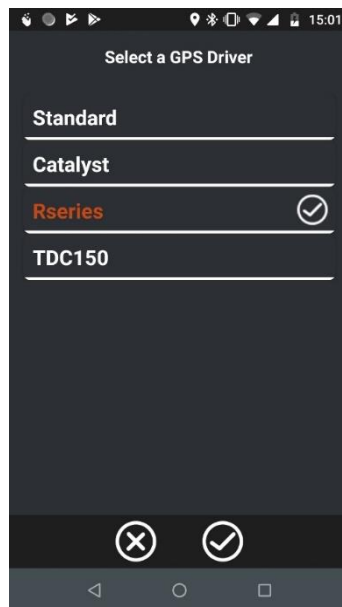
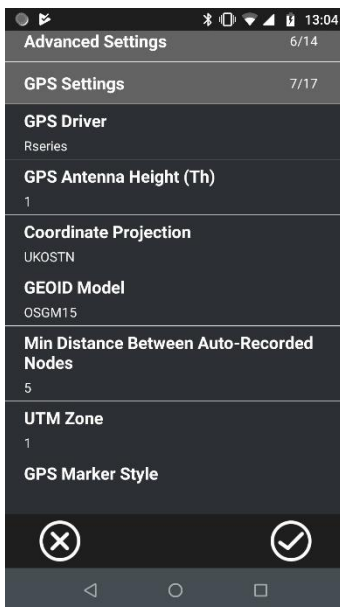


Tap the Menu option



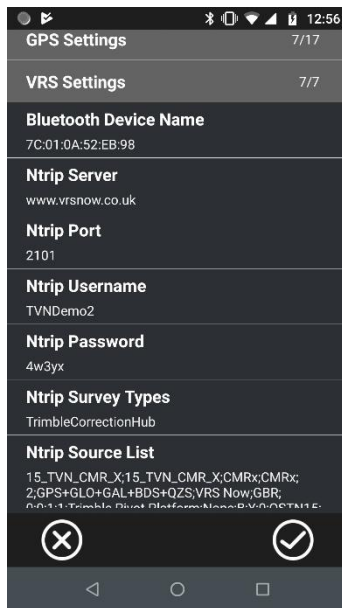


Select "Settings" and then "GPS Settings"



Set the "GPS driver" to "Rseries". Coordinate projection to UKOSTN, Geoid model to OSGM15

Go to VRs settings.



Select “Bluetooth device name” and select the R10 from the list.

Add Ntrip server as [www.vrsnow.co.uk](http://www.vrsnow.co.uk) and input the Port as 2101

Input your VRs username in the NTRIP Username field, then input the NTRIP password.

In NTRIP survey type choose “Trimble correction hub”, and in the NTRIP Source List option select 15\_TV\_N\_CMR\_X

Press the tick icon to save

