


MCSD Two Step

Setting up Google two step verification



A laptop screen is shown with a dark overlay. On the screen, there is a line graph with a blue line and a pie chart with a blue and green section. The text "These are steps to set up Google two step verification" is overlaid in white. The laptop keyboard is visible at the bottom.

**These are steps to
set up Google two
step verification**

Why are we doing this?

- Increase in phishing & compromised accounts
 - Decrease in unauthorized access
 - Hackers not only need password but also your two step code
 - Keep your account secure
 - Keep District & student data secure
-



\$1.6 million

What is the average cost of a phishing attack for mid-size companies?

Source - dashlane.com

Two Step

First step - How are we going to set it up? What are our options?

SMS Text

Receive a text message on cell phone with code to enter

Phone call

Great option for those that don't have text messaging

Other

Push notification, app, codes, security key

Lets get started....

<https://www.google.com/landing/2step/>


Google 2-Step Verification

Get Started

Home Features Help

Stronger security for your Google Account

With 2-Step Verification, you'll protect your account with both your password and your phone



Why you need it

How it works

How it protects you



Protect your account with 2-Step Verification

Each time you sign in to your Google Account, you'll need your password and a verification code.

[Learn more](#)



Add an extra layer of security

Enter your password and a unique verification code that's sent to your phone.



Keep the bad guys out

Even if someone else gets your password, it won't be enough to sign in to your account.



GET STARTED



Hi

@marshalltown.k12.ia.us



To continue, first verify it's you

Enter your password

[Forgot password?](#)

NEXT



Let's set up your phone

What phone number do you want to use?



Google will only use this number for account security.
Don't use a Google Voice number.
Message and data rates may apply.

How do you want to get codes?




Text message



Phone call

Step 1 of 3



NEXT



Confirm that it works

Google just sent a text message with a verification code to


[Enter the code](#)

Didn't get it? [Resend](#)

[BACK](#)

Step 2 of 3

[NEXT](#)






It worked! Turn on 2-Step Verification?

Now that you've seen how it works, do you want to turn on 2-Step Verification for your Google Account [@marshalltown.k12.ia.us?](#)

Step 3 of 3



TURN ON

2-Step Verification is ON since May 24, 2018

TURN OFF

Your second step

After entering your password, you'll be asked for a second verification step. [Learn more](#)



Tired of typing verification codes?

Get a Google prompt on your phone and just tap **Yes** to sign in.

[ADD GOOGLE PROMPT](#)



Voice or text message (Default) [?]

Verified

Verification codes are sent by text message.



Set up alternative second step

Set up at least one backup option so that you can sign in even if your other second steps aren't available.



Backup codes

These printable one-time passcodes allow you to sign in when away from your phone, like when you're traveling.

[SET UP](#)



Google prompt

Get a Google prompt on your phone and just tap **Yes** to sign in.

[ADD PHONE](#)



Authenticator app

Use the Authenticator app to get free verification codes, even when your phone is offline. Available for Android and iPhone.

[SET UP](#)



Backup phone

Add a backup phone so you can still sign in if you lose your phone.

[ADD PHONE](#)



Security Key

A Security Key is a small physical device used for signing in. It plugs into your computer's USB port. [Learn more](#)

[ADD SECURITY KEY](#)

Questions?



Thank you!