

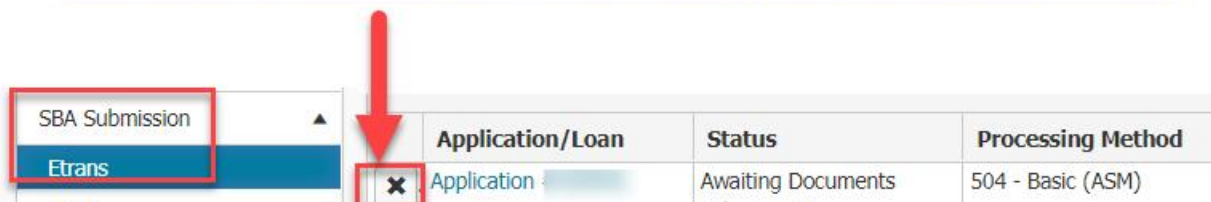
Disabling an incorrect ETRAN Application within Ventures

In cases where you have linked the wrong ETRAN Application in Ventures you can now disable it on your Ventures platform. This action would only disable in Ventures – not the CAFS platform.

Steps from Ventures:

1. Click on the **SBA Submission > Etrans** menu
2. Click on the **X** located to the left of the Application #

Click on the X to Disable the Application in Ventures



3. You will be prompted to confirm disabling the record. Please note that this only disables the record within Ventures. It does not sync back to the CAFS platform. Applications with “In Process” and “Awaiting Documents” status will automatically be cancelled by SBA after 60 days, if left unsubmitted. If you’re sure you want to proceed click on the green **Disable** button.

Confirm Disable

Disable this record?

Note, this only disables the record in Ventures. It does not change the status with SBA. Applications with 'In-Process' and 'Awaiting Documents' status will automatically be cancelled by SBA after 60 days, if left unsubmitted.

Situations where you might use this function:

- You linked the wrong application/loan
- You choose the wrong processing method

Disable

4. Status changes to **Disabled (Ventures)** and the **Add** button becomes enabled. **Please note the Status column will only indicate the Application being disabled within Ventures.**

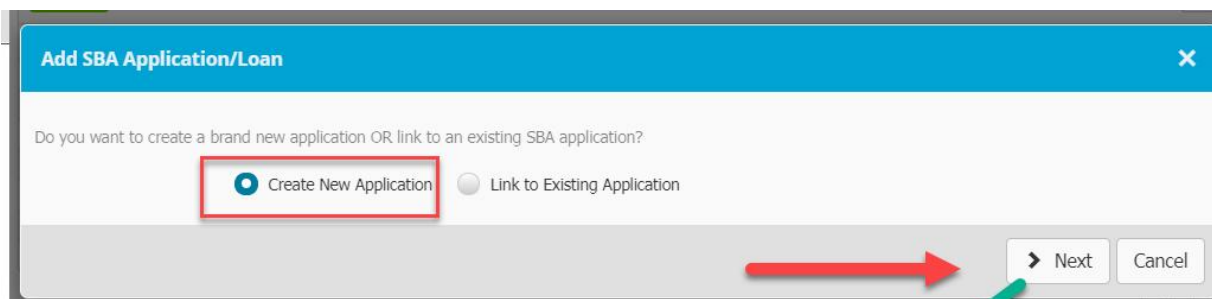
Disabling an incorrect ETRAN Application within Ventures

- Click on the green Add button to Add a New Application



Application/Loan	Status
Application	Disabled (Ventures)

- Select **Create New Application > Next > Processing Method** field is where you will change the Processing Method.

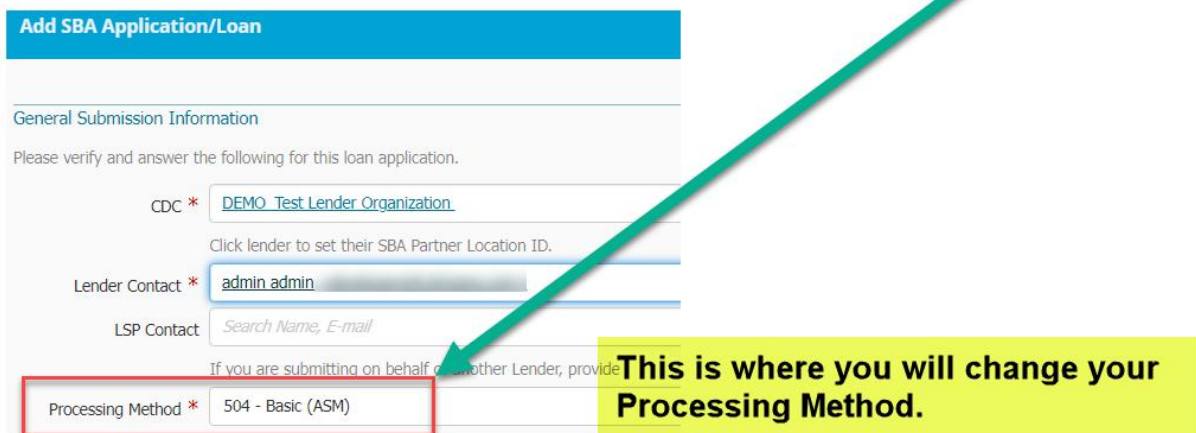


Add SBA Application/Loan

Do you want to create a brand new application OR link to an existing SBA application?

☒ Create New Application ☐ Link to Existing Application

> Next Cancel



Add SBA Application/Loan

General Submission Information

Please verify and answer the following for this loan application.

CDC * DEMO Test Lender Organization

Click lender to set their SBA Partner Location ID.

Lender Contact * admin admin

LSP Contact Search Name, E-mail

If you are submitting on behalf of another Lender, provide

Processing Method * 504 - Basic (ASM)

This is where you will change your Processing Method.