




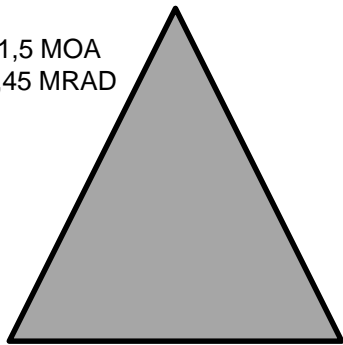




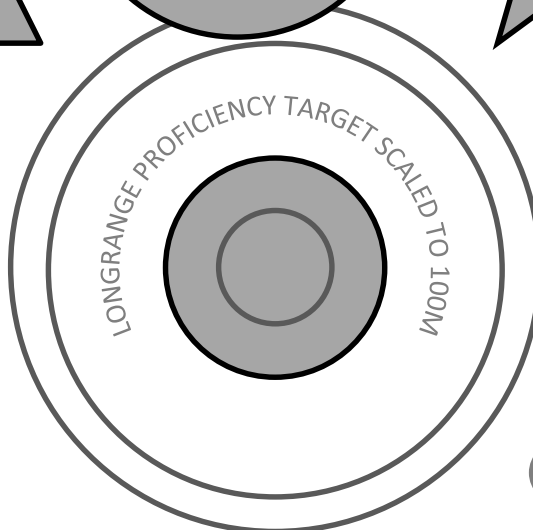
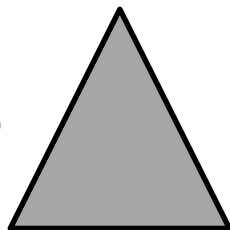
1,5 MOA




1,5 MOA
0,45 MRAD







1 MOA
0,3 MRAD




0,25 MOA
0,07 MRAD



0,75MOA
0,2 MRAD



CALLING SHOTS/SHOOTER ERROR: Choose any one row, shoot 1 shot in each target. Beginners should use moderate magnification (don't see bullet hole) until you call 3 of 5 shots correct «MISS!» or «HIT!». Once you are «listening» to the recoil, use any scope magnification. Seek to hit smaller targets, but calling hit/miss correctly is more important. Plot your hits on the SHOOTER ERROR circle, try to analyze your pattern and experiment to improve your shooting position. With practice you will recognize poor shots by the recoil and shoot/ hit smaller targets as your position improves. Good luck!



0,5 MOA
0,15 MRAD

